



Wonder Walks

WEEK 1

1. Mark 1:9-11 NirV

‘At that time Jesus came from Nazareth in Galilee. John baptised Jesus in the Jordan River. Jesus was coming up out of the water. Just then he saw heaven being torn open. Jesus saw the Holy Spirit coming down on him like a dove. A voice spoke to him from heaven. It said, ‘You are my Son, and I love you. I am very pleased with you.’’

2.

In the Bible being baptised is a sign that someone belongs to God and wants to follow him. Do something with water on your walk...

Have a drink of water
Jump in a puddle
Throw a stick or a stone into a river

Chat or think about what it means to follow God.

3.

Jesus saw a dove and knew it was the Holy Spirit coming to be with him.

Try and spot some birds on your walk.
When you see one ask the Holy Spirit to help you with something. It says in the Bible that the Holy Spirit is our helper.


4.

Jesus is God’s Son. God loves him and is pleased with him.

Make the shape of a love heart with stuff you find on your walk e.g. leaves, sticks, stones or draw one with your finger in some sand, gravel or dust.

As you draw try and remember the words that God the Father said to Jesus.

You can walk anywhere! Just pick a local route, and follow activities 1-4



Wonder Walks

WEEK 2

1. Mark 1:18-20 NIRV

‘One day Jesus was walking beside the Sea of Galilee. There he saw Simon and his brother Andrew. They were throwing a net into the lake. They were fishermen. ‘Come and follow me,’ Jesus said. ‘I will send you out to fish for people.’ At once they left their nets and followed him.’

4.

Find something on your walk that is safe to take home with you e.g. a leaf, a stick, a pebble, a flower.

As you are holding that thing, think about what Jesus asked Simon and Peter to do.

Jesus wanted everyone to follow him and Simon and Andrew were going to help make that happen.

Chat about how we can follow Jesus and how we can help others follow him too.

3.

Play follow my leader.

Take turns to be the leader.

Chat about why you think Andrew and Simon followed Jesus.

2.

Go through the alphabet together as you walk and name things you can see for each letter.

How far will you get? Will you have to skip some of the letters? What were the easy things to spot, what were more difficult?

Why do you think Jesus ‘saw’ Simon and Andrew that day at the lake? Why did he notice them?

You can walk anywhere! Just pick a local route, and follow activities 1-4



Wonder Walks

WEEK 3

1. Mark 4:30-32 NIV

‘Again, Jesus said, ‘What can we say God’s kingdom is like? What story can we use to explain it? It is like a mustard seed, which is the smallest of all seeds on earth. But when you plant the seed, it grows. It becomes the largest of all garden plants. Its branches are so big that birds can rest in its shade.’”

2.

Can you use a story to explain what you think God’s Kingdom is like?

Each person can tell a little bit, when they say, ‘but then...’ someone else takes over telling the story.

3.

Find the tallest tree or plant on your walk.

What height do you think it is?
What size do you think the seed that it grew from was?
How old do you think it is?
Are there any birds having a rest in its branches?

Take a photo of your plant or tree.

Why do you think Jesus said his Kingdom is like a big plant that grows from a tiny seed?

4.

If God’s Kingdom grows from things that are very small. What little thing could you do this week that would help God’s Kingdom grow?

Encourage each other to do that thing!

You can walk anywhere! Just pick a local route, and follow activities 1-4



Wonder Walks

WEEK 4

1. Mark 6:32-34 NIV

‘So, they went away by themselves in a boat to a quiet place. But many people who saw them leaving recognized them. They ran from all the towns and got there ahead of them. When Jesus came ashore, he saw a large crowd. He felt deep concern for them. They were like sheep without a shepherd. So, he began teaching them many things.’

2.

Think of something e.g. an object, an animal, a person, a place and then describe it to the people you are walking with, without mentioning the name of that thing.

See how long it takes for someone to guess. Take turns to describe something.

After you have played the game chat about why you think the people recognised Jesus and his friends as they were leaving in their boat?

3.

Pretend that one of you is a shepherd and the rest of you are sheep.

The person who is the shepherd must give the directions for the walk; you can swap over so that someone else gets a chance to be the shepherd.

After you have done this wonder together about why Jesus said the crowds were like ‘sheep without a shepherd’?

4.

Decide on an object that you see regularly on your walk e.g. a lamppost, a tree, a bin!

Every time you reach one of those things on your walk talk together about one of the ‘many things’ that Jesus might have taught the crowd that day.

How many can you think of? Which is your favourite?



You can walk anywhere! Just pick a local route, and follow activities 1-4

Wonder Walks

WEEK 5

1. Mark 9:2-4, 7 NIV

‘After six days Jesus took Peter, James and John with him. He led them up a high mountain. They were all alone. There in front of them his appearance was changed. His clothes became so white they shone. They were whiter than anyone in the world could bleach them. Elijah and Moses appeared in front of Jesus and his disciples. The two of them were talking with Jesus... Then a cloud appeared and covered them. A voice came from the cloud. It said, ‘This is my Son, and I love him. Listen to him!’

4.

Stop walking and be as quiet as you can.
What can you hear?
Traffic? People? Birds?

While you are quiet try listening to Jesus.

Chat about what you think he might be saying and what you could do to listen to him more.

3.

Look out for all the different colours that you see on your walk, name them.

Did you see anything white? Why do you think Jesus clothes turned white and shiny in this part of the Bible?

Wonder together about what was going on.

2.

Try and walk somewhere that is higher than where you started. It could be a little hill or a big hill.

When you get to the top read the Bible passage.

Two famous people from the Old Testament part of the Bible are talking with Jesus on the mountain. What would you like to talk to Jesus about right now?

You can walk anywhere! Just pick a local route, and follow activities 1-4

Wonder Walks

WEEK 6


1. Mark 11:4-10 NIRV

‘They found a colt out in the street. It was tied at a doorway. They untied it. Some people standing there asked, ‘What are you doing? Why are you untying that colt?’ They answered as Jesus had told them to. So, the people let them go. They brought the colt to Jesus. They threw their coats over it. Then he sat on it. Many people spread their coats on the road. Others spread branches they had cut in the fields. Those in front and those in back shouted, ‘Hosanna!’”

2.

Gallop like the colt in the story.

How far can you go?
Who is the fastest?



3.

Chat about people you look up to e.g. a football team, sports person, musician etc.

Talk about what you would shout out if you suddenly saw them coming towards you on your walk today? Shout it out if you dare!


Chat about what you would have done if you had been in the crowd, when Jesus was coming along the road in this bit of the Bible.



4.

Use your body to make all the letters of the word ‘Hosanna’.

Find out what the word Hosanna means. Chat about why the people were shouting that at Jesus. Make up a prayer to Jesus and use the word Hosanna in your prayer.



You can walk anywhere! Just pick a local route, and follow activities 1-4